正面 / front side

56mm

110mm

TEMPEST

2.0 COMPACT SPEAKER SYSTEM

M8 TWO CHANNELS SPEAKER



ENGLISH

TEMPEST

| WELCOME TO TEMPEST GAMING |

Get more support in our website

www.tempestofficial.com

Product specifications

- Power: 10W
- Frequency Response: 90Hz-20kHz
- Impedance: 4 Ohms
- Power Source: USB
- Signal to Noise Ratio ≥75 dB
- Volume Control: Inc. on the Cable
- Dimensions: 115x110x115 mm
- *Material*: ABS

First steps

1st: Insert the USB connector of the cable to any USB port on your computer, powerbank, network adapter, or other device.
2nd: Insert the audio connector into the audio port of your computer, Smarthphone, or other device.
3rd: Start playing the music when you make sure the two cables are connected correctly.
4th: Adjust the volume by moving the wheel button located on the cable.

Tips

Keep this manual for future references.
Only DC 5V chargers should be used with the product.



背面 / backside

56mm

110mm

TEMPEST

2.0 COMPACT SPEAKER SYSTEM

M8 TWO CHANNELS SPEAKER



ESPANOL

TEMPEST

| WELCOME TO TEMPEST GAMING |

Get more support in our website

www.tempestofficial.com

Especificaciones del producto

- Potencia: 10W
- Frecuencia de respuesta: 90Hz-20kHz
- Impedancia: 4 Ohms
- Fuente de alimentación: USB
- Relación Señal- Ruido ≥75 dB
- Control de volumen: Inc. en el cable
- Dimensiones: 115x110x115 mm
- Material: ABS

Primeros pasos

1°: Inserte el conector USB del cable a un puerto del ordenador, powerbank, adaptador para red u otro dispositivo.
2°: Inserte el conector de audio dentro del puerto de audio del ordenador, Smarthphone u otro dispositivo.
3°: Empiece a reproducir la música cuando se asegure que los dos cables están correctamente conectados.
4°: Ajuste el volumen moviendo la rueda del botón del cable.

Consejos

Guarde este manual para futuras referencias.
Sólo podrán usarse con el producto cargadores DC 5V.